

Table of Contents

Login Problems 2

1. Check available updates 3

2. Check geocaching website 3

3. Check internet connection 3

4. Check authentication data 3

5. Possible error messages 7

Login failed: Wrong username and/or password 7

Login failed: Captcha required 7

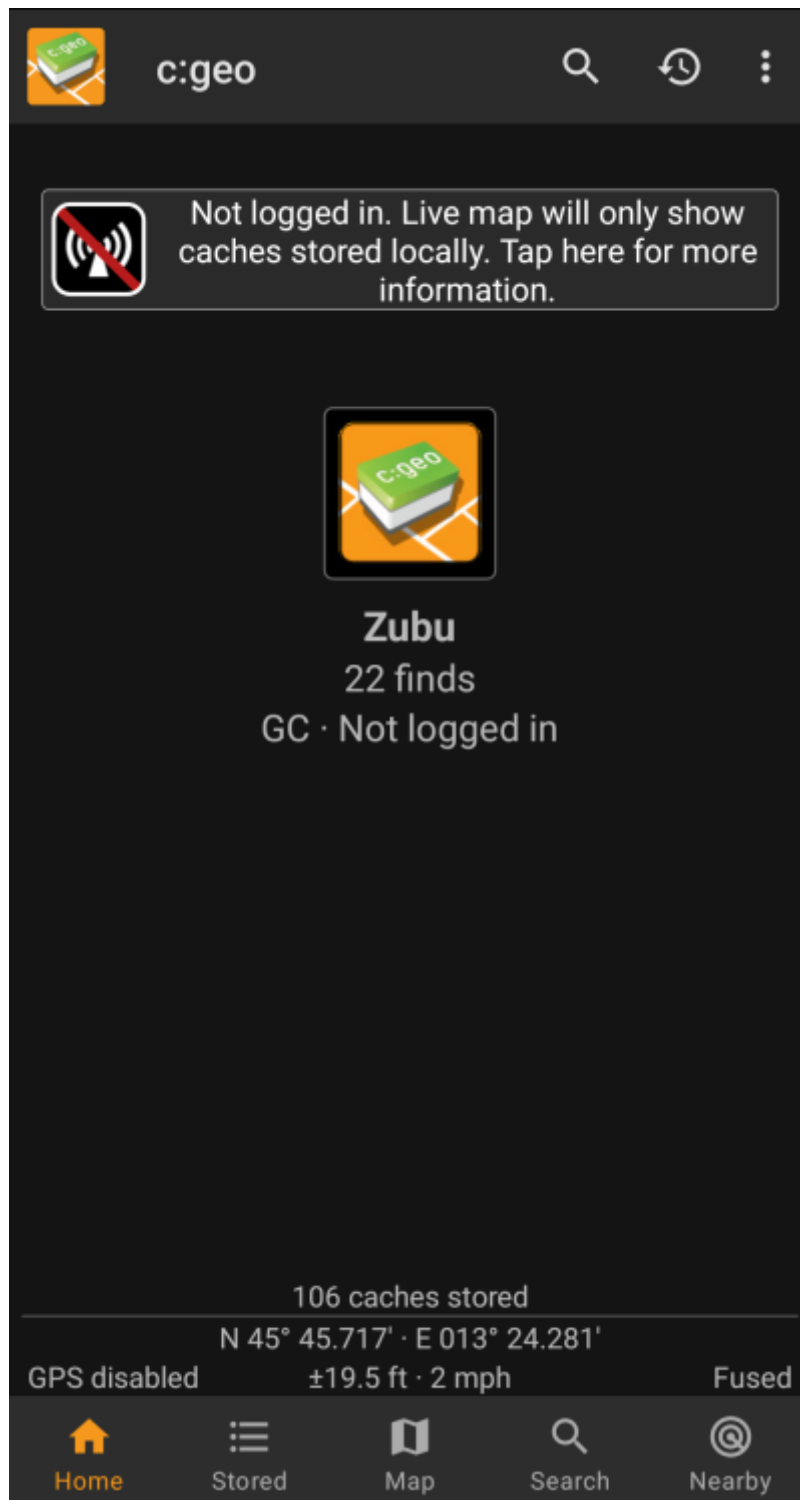
Login failed: You must validate your account on the Geocaching.com website first 8

Login failed: Unknown communication error 8

If nothing helps... 9

Login Problems

If c:geo cannot login to the geocaching server it will show a warning on the main screen:



This page provides some checks you should do to find out the reason for the login problem. Please follow the steps below in order to find the root cause of your problem and get you going again.



Please kindly follow all steps listed below before contacting our [support team](#).

1. Check available updates

Sometimes changes on the geocaching server need an adaption on c:geo side as well. Outdated c:geo versions might no longer be able to login or have some other problems.



Therefore please check first of all, if there is an update of c:geo available and update your app if applicable.

2. Check geocaching website

It is also possible, that the geocaching service itself has some outage and therefore c:geo cannot connect to it. Check if you can reach the website of your geocaching service using a web browser and that you can login on their website. For geocaching.com you can also check their [status page](#) to see, whether there are any known problems on their side.



If a geocaching server is not available, you need to wait until its available again to connect with c:geo.

3. Check internet connection

If you updated to the newest c:geo version or are already using the newest version and the problem persists, please make sure you have a working network connection. c:geo cannot login without internet connection. Also using some antivirus- or firewall apps might block internet traffic for some apps.



Restore internet access and restart c:geo to trigger a new login.

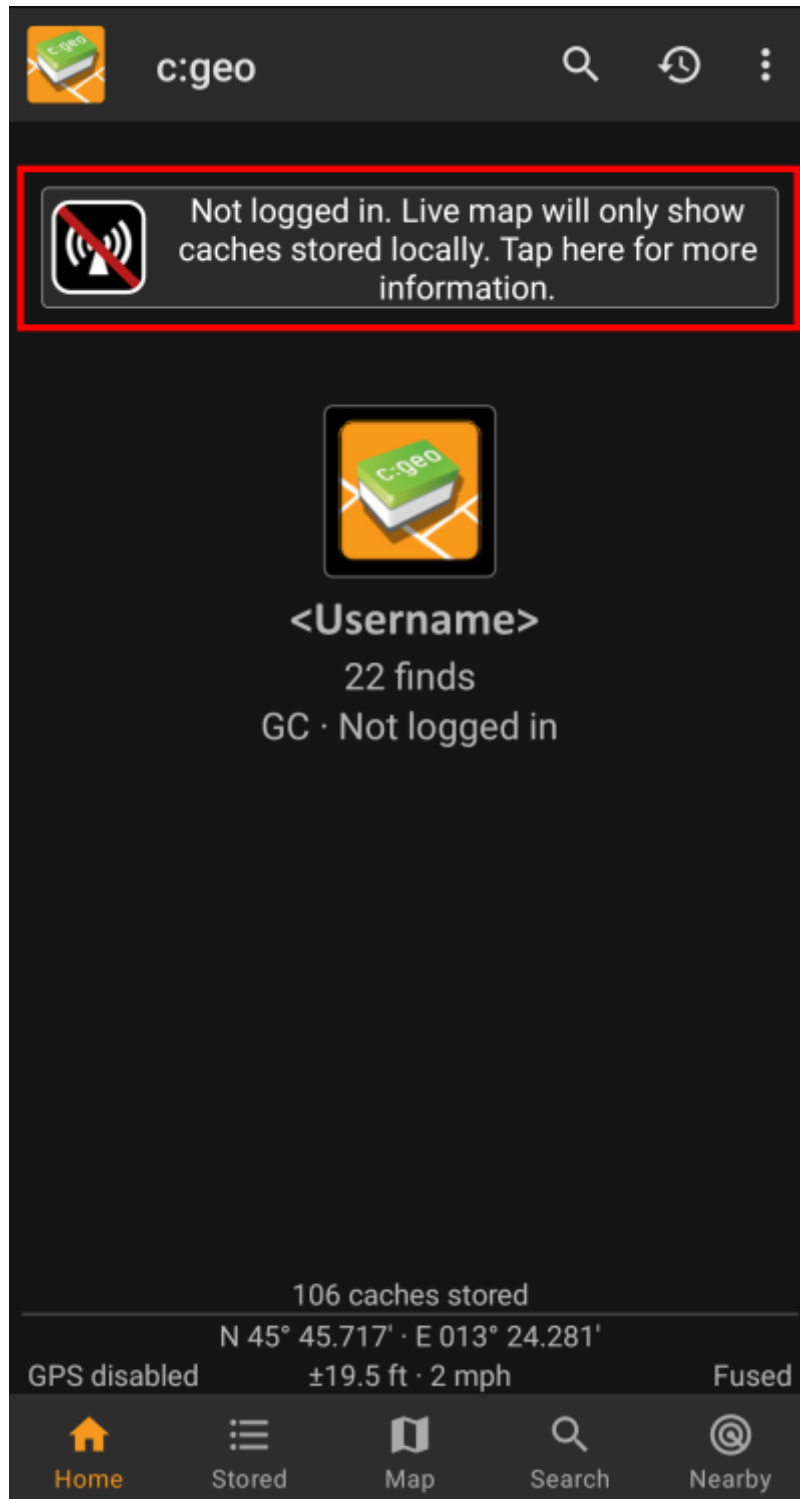
4. Check authentication data

If you successfully checked your internet connection and the problem in c:geo still persists, you should check the authentication data you stored in c:geo.

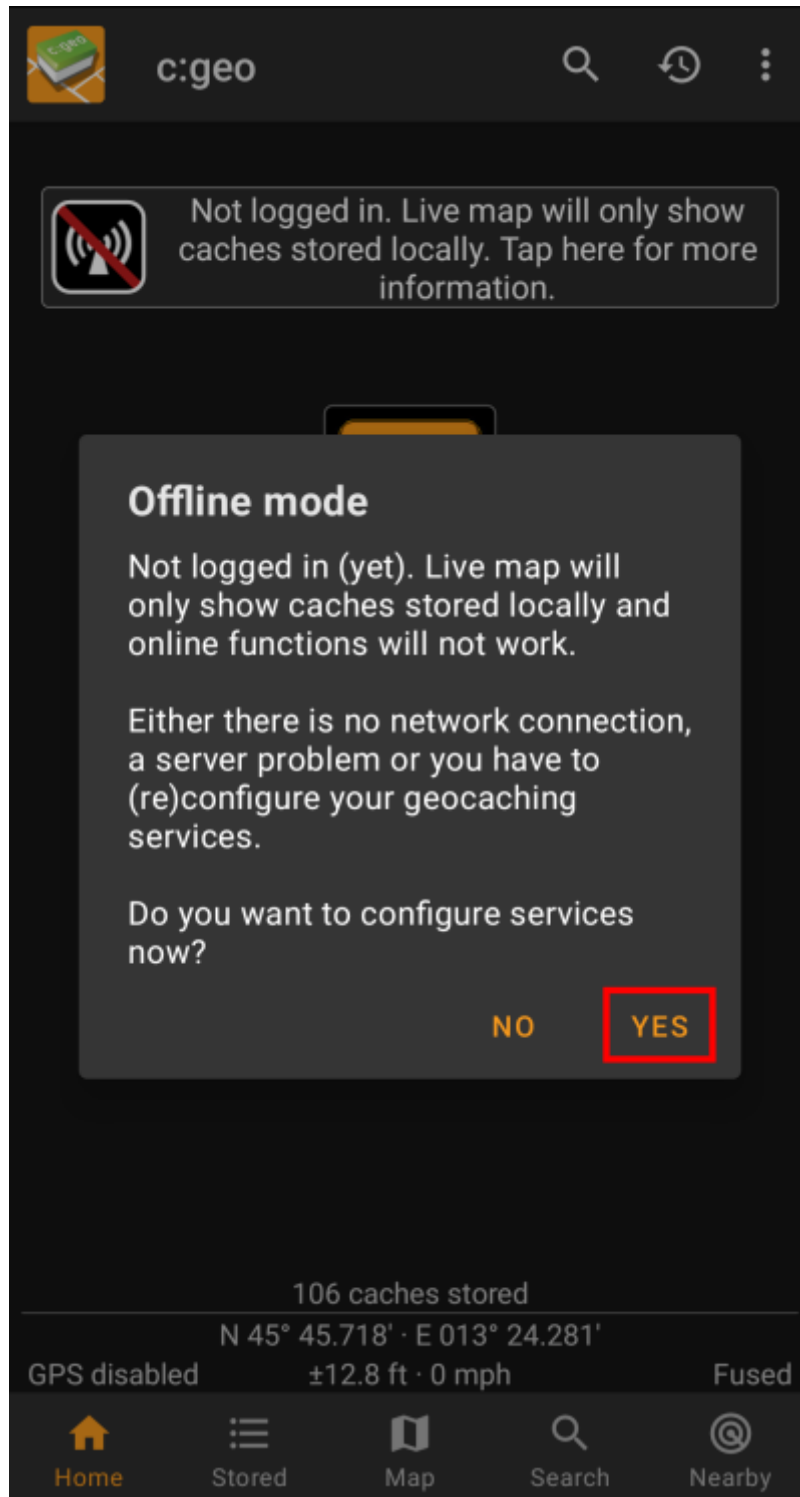


If you e.g. recently changed your password on the geocaching website, you need to apply this change also in c:geo to be able to login again.

To check your authentication please tap on the “Not logged in...” message box shown on the main screen.



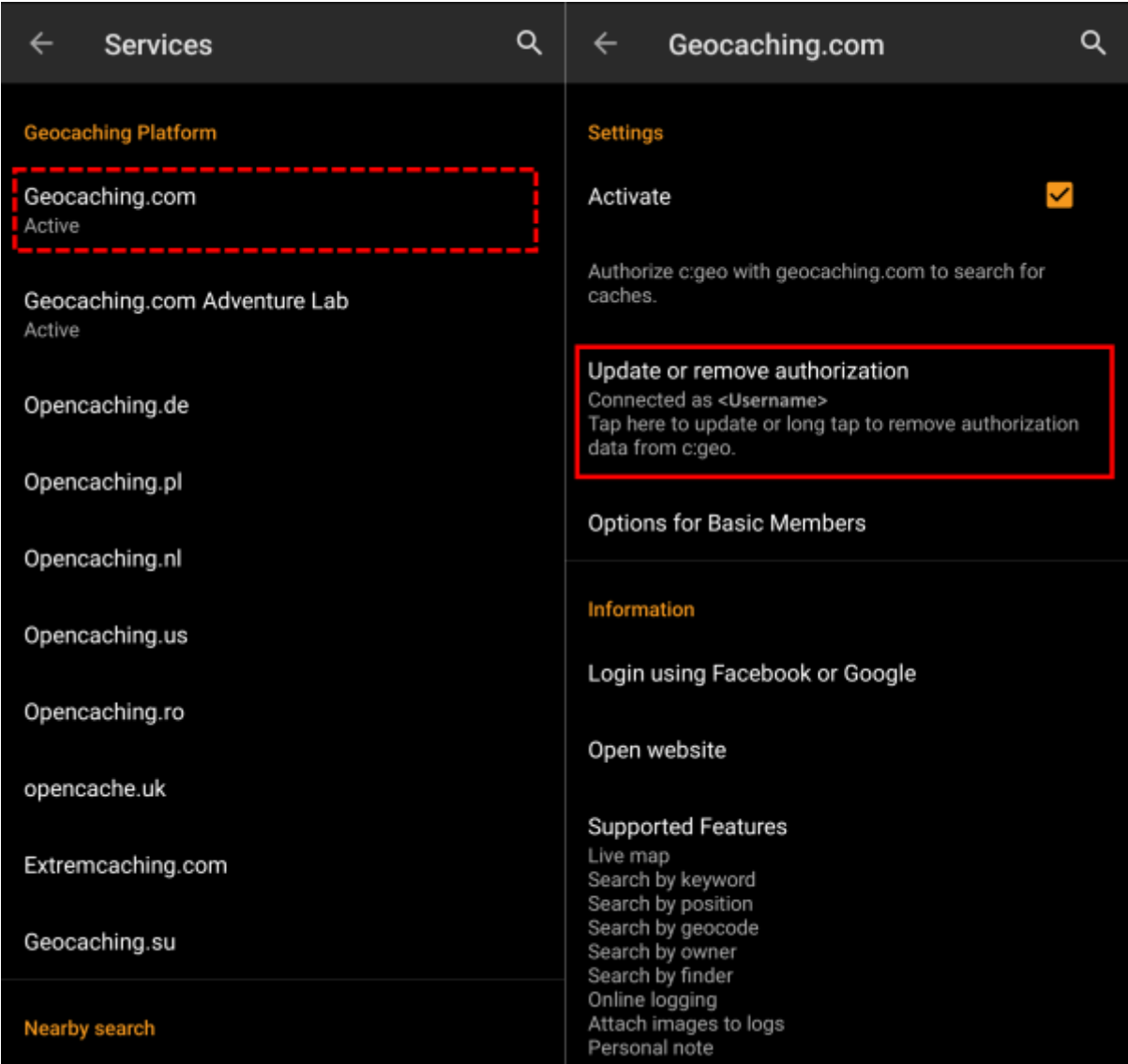
Afterwards tap “Yes” to open the geocaching service configuration. Alternatively you can reach the service configuration from c:geo Menu → Settings → Services.



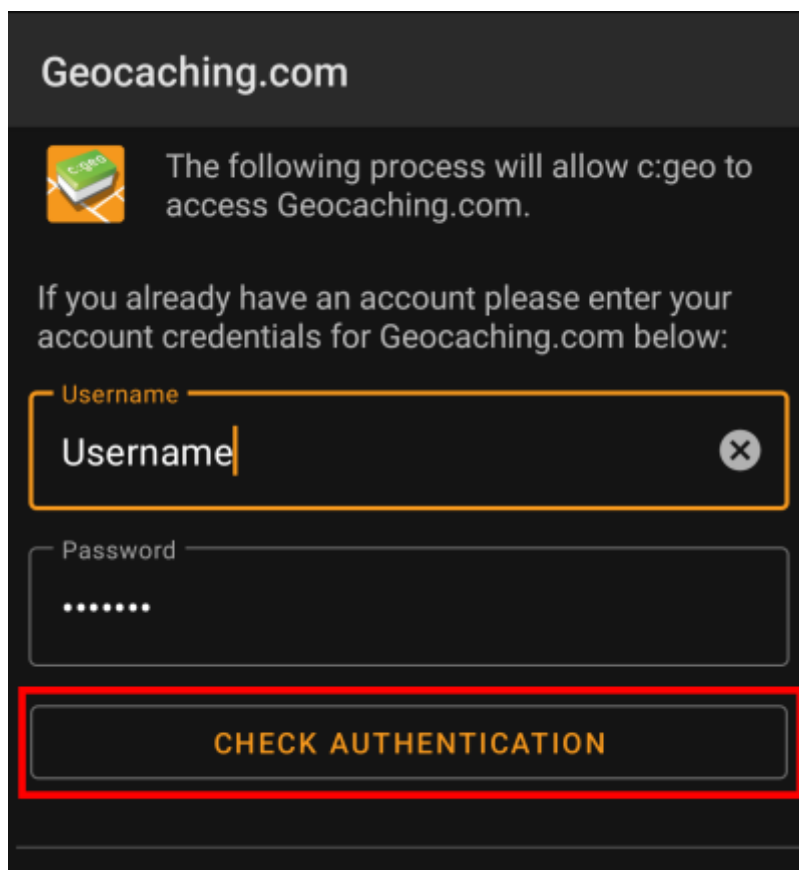
Select the geocaching service you want to check (e.g. geocaching.com), make sure it is activated and select "Update or remove authorization".



You can also long tap on the menu item "Update or remove authorization" to fully reset the login data.



This will open a screen, where you should again enter your username and password for that geocaching service. Afterwards select “Check authentication” to see if login is either now possible or what error is returned.



5. Possible error messages



If you checked everything listed above and login still fails, you should look into the error cause returned by c:geo while performing the “Check of authentication data” as described above.

The following chapters provide an explanation and possible fixes for all error causes.

Login failed: Wrong username and/or password

In 99% of cases, where this error message is shown, it really means, that you entered wrong credentials. Also, some special characters you may use in your username and/or password might look slightly different or can be confused with other characters on your Android keyboard.



Please carefully check the entered username and password and be aware, that username and password are case sensitive.

[This FAQ entry](#) describes how to reset your password and/or lookup your username.

Login failed: Captcha required

c:geo has detected, that due to security reasons the geocaching website requires you to solve a Captcha to login. c:geo therefore cannot login.

This can be triggered by the following situations:

- You tried to login with a wrong password several times
- You tried to login from a suspicious IP address (e.g. a public WiFi, from a foreign country, using VPN or anonymizer services)
- The mail address stored in your profile at geocaching.com is not verified or no longer valid

To overcome this problem please proceed as follows:



Use your device's browser to go to geocaching.com, login to the website and solve the shown CAPTCHA. Afterwards go to c:geo Start - Menu - Settings - Services - geocaching.com and use "Update authorization" to doublecheck your username and password and try to login again.

Furthermore geocaching.com might use such captcha when detecting logins from an suspicious, blacklisted or unidentified IP-address. Such might happen if you use VPN tools, anonymizers (like TOR) or some public Wi-Fi networks.



Please deactivate such tools and try again to login with c:geo. You might also want to try logging in with c:geo using a different internet connection (e.g. mobile network instead of Wi-Fi).

If you are using the geocaching.com app on your mobile, it might also help if you open that app, log off, close the app, restart and login again.

Login failed: You must validate your account on the Geocaching.com website first

Your mail address and/or your account is not yet or no longer validated on the geocaching server.



Please login to the geocaching website using your browser or PC and validate your mail address and/or account on the geocaching website. Afterwards try again to login with c:geo.

Login failed: Unknown communication error

In case you are using any anti-virus, firewall, Adblocker or VPN tool (e.g. F-Secure, AdAway, McAfee, Orbot, Corporate VPNs, TOR) please check if this might be blocking or disturbing your internet connection.



Try disabling such tool and check if the login works now.

If the date/time is wrong this might lead to problems establishing a secure connection to the server.



Please also check that your phone is working with the correct date, time zone and time.

Sometimes network providers insert messages into the HTML-traffic which prevents c:geo from logging in while on mobile network. A clear indication for this problem is, that c:geo only works on your Wi-Fi connection at home but not while on a mobile network.



In this case please go to the c:geo settings Menu → Settings → Services and enable “Identify as Android Browser”. Afterwards you might have to restart your phone to be sure these settings take effect.

If nothing helps...

Some final recommendations if none of the above solved your problem:

1. Make sure to also try the “long tap” to delete your authorization data in c:geo as described in step 4 on this page. This might help in rare case when outdated tokens, cookies or certificates are used due to data caching.
2. Consider de-installing and re-installing c:geo. After a new installation the installation wizard will help you to set up the connection as described in [First steps with c:geo](#). You might want to perform a [backup](#) of your data in c:geo before doing this.
3. Contact our [support team](#) by using the menu “Report problem” on the c:geo main screen (behind the three dot button), provide a detailed problem description and also tell us you already followed all steps on this page.